QLK ADJUSTABLE, RATCHET TORQUE WRENCHES

Freely set torque values within the capacity range. Replaceable socket, ratchet wrenches.

FEATURES

- The ratchet improves efficiency. These wrenches are well suited for repetitive work.
- By replacing the sockets, various sizes of fasteners can be tightened within the tool's capacity range.
- By reversing the ratchet, the wrench can be used to loosen fasteners counter-clockwise.
- Tightening to a torque setting can only be done clockwise.
- Accuracy : ±3% of indicated value over the full range.

ADJUSTING THE TORQUE SETTING

◆ 30QLK~5600QLK

(1) Loosen the lock screw. (See Fig.1)
(2) Turn the sub-scale and adjust to a torque value (the main scale plus the sub-scale)(See Fig.2)
(3) Tighten the lock screw. (If the lock screw hits the pin before completely tightening, then change the position of the pin)

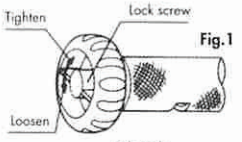

Fig.1

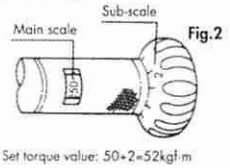

Fig.2

Set torque value: 50+2=52kgf·m

◆ 7000QLK~14000QLK

(1) When applicable, mount the extension bar snugly all the way onto the body of the wrench.
(2) With the extension bar mounted (See Fig.3), insert the hexagonal side of the adjusting box wrench.
- Without the extension bar (See Fig.4), insert the hexagonal side of the adjusting box wrench into the body.

(3) Turn the adjusting box wrench to set the torque value. (the main scale plus the sub-scale)

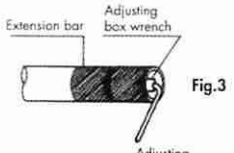

Fig.3

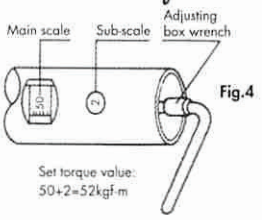

Fig.4

★ Torque adjusting box wrench



Size(mm)	
(N)7000QLK~10000QLK	8
(N)14000QLK~21000QLK	10

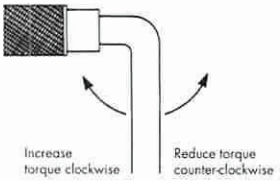

30~5600QLK

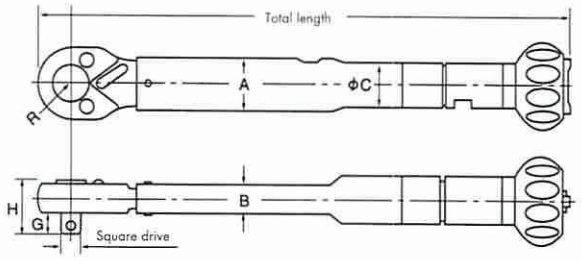

7000~21000QLK

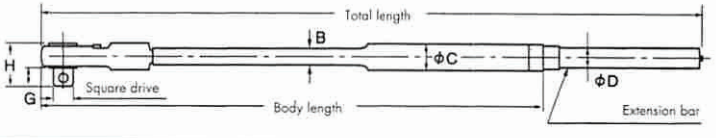



30~4200QLK

Model QLK	Range	Increment	Model N-QLK	Range	Increment	Model PI-QLK	Range	Increment	Square drive	Total length	Dimensions (mm)							Body length	Weight	Standard Accessory
											Head			Body						
	kgf·cm/kgf·m	kgf·cm/kgf·m		cN·m/N·m	cN·m/N·m		lbf·in	lbf·in	mm	mm	H	G	R	A	B	C	D		kg	
30QLK	10~30kgf·cm	0.5 kgf·cm	N30QLK	100~300 cN·m	5 cN·m				6.35 (1/4")	186	18.8	7.5	12	18.2	9.6	15			0.18	
60QLK	20~60 "	1 "	N60QLK	2~6 N·m	0.1 N·m															
120QLK	40~120 "	2 "	N120QLK	4~12 "	0.2 "	PI 120QLK	40~120	2												
230QLK	70~230 "	2 "	N230QLK	7~23 "	0.2 "	PI 230QLK	70~230	2	9.53 (3/8")	231.5	25	11	15.5						0.27	
250QLK	50~250 "	2 "	N250QLK	5~25 "	0.2 "					240									0.29	
450QLK	100~450 "	5 "	N450QLK	10~45 "	0.5 "	PI 450QLK	100~450	5		253.5			16	25	11.4	20			0.45	
500QLK	100~500 "	5 "	N500QLK	10~50 "	0.5 "															
900QLK	200~900 "	10 "	N900QLK	20~90 "	1 "															
1000QLK	200~1000 "	10 "	N1000QLK	20~100 "	1 "	PI 1000QLK	200~1000	10	12.7 (1/2")	352	31	14	19.5	27.5	12.4	21.7			0.69	
1400QLK	400~1400 "	10 "	N1400QLK	40~140 "	1 "					392										
1800QLK	400~1800 "	20 "	N1800QLK	40~180 "	2 "					478	33		23	34	15.4	27.2			1.45	
2000QLK	400~2000 "	20 "	N2000QLK	40~200 "	2 "	PI 2000QLK	400~2000	20												
2800QLK	4~28kgf·m	0.2 kgf·m	N2800QLK	40~280 "	2 "					678	42		23.5	35					1.9	
4200QLK	6~42 "	0.2 "	N4200QLK	60~420 "	2 "				19.05 (3/4")	950	42.7	20	27	38	16	30			3.3	
5600QLK	8~56 "	0.3 "	N5600QLK	80~560 "	3 "					1,195	49.5		34	43.5	18	34			5	
7000QLK	10~70 "	0.5 "	N7000QLK	100~700 "	5 "					1,314				46	19.2	35.4	27.2	990	6.2	
8500QLK	10~85 "	0.5 "	N8500QLK	100~850 "	5 "				25.4 (1")	1,388	58	27	38	54	23	42.7	31.8	1,105	8.5	Torque adjusting box wrench
10000QLK	10~100 "	0.5 "	N10000QLK	100~1000 "	5 "					1,538									9.8	
14000QLK	20~140 "	1 "	N14000QLK	200~1400 "	10 "					1,844	61		44	66	26	51	40	1,144	14	
15000QLK	20~150 "	1 "	N15000QLK	200~1500 "	10 "															
21000QLK	70~210 "	1 "	N21000QLK	700~2100 "	10 "					2,064							34	1,704	19.5	

QSPK

PRE-SET, RATCHET TORQUE WRENCHES

Pre-set torque value. Improved work efficiency with ratchet square drive.



FEATURES

- The ratchet drive enables quickly tightening fasteners to the preset torque. Suitable for repetitive jobs.
- The wrench's inner mechanism automatically resets itself for the next job after disengaging from a tightened joint.
- Accuracy : ±3% of set value.

EXAMPLE OF ORDER

Model Pre-set Value

N900QSPK × 72N·m

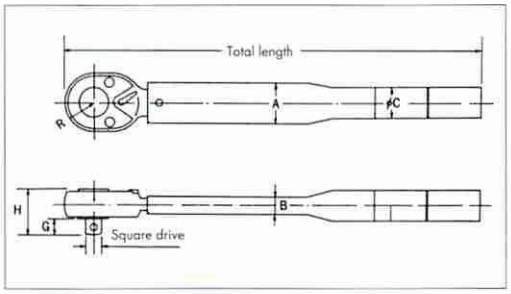

RE-SETTING THE PRE-SET TORQUE

(SPK·RSPK·QSPK·SPCK·TYPES)

(1) Remove the screw cap with a slot drive screw driver.

(2) Loosen the setting screw with a hex wrench.

(3) Using the special adjusting tool or equivalent, rotate the slotted plate clockwise to increase torque or counterclockwise to reduce torque. Check the setting with a torque analyzer.

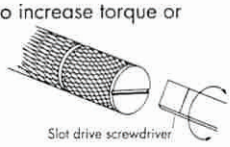

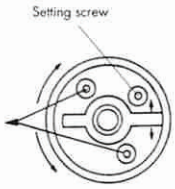

★ Adjusting tools



(4) Tighten the setting screw with a hex wrench.

(5) Screw on the screws cap and tighten it.

Model	Applicable Torque wrench
Adjusting Tool No.1	(N)30,80,190SPK, (N)30,80,190RSPK, (N)60,120,230,250QSPK
Adjusting Tool No.2	(N)380,670SPK, (N)380,670RSPK, (N)450,500,900,1000,1400QSPK
Adjusting Tool No.3	(N)1200,1600,2200SPK, (N)1200,1600,2200RSPK, (N)1800,2000QSPK
Adjusting Tool No.4	(N)3100SPK, (N)3100RSPK, (N)2800QSPK
Adjusting Tool No.5	(N)4200SPK, (N)4200RSPK, (N)4200QSPK

* Adjusting tool is option.

Model QSPK	Range	Model N-QSPK	Range	Model PI·PF-QSPK	Range	Square drive	Total length	Dimensions (mm)						Weight
								Head			Body			
	kgf·cm		N·m		lbf·in/lbf·ft	mm	mm	H	G	R	A	B	C	kg
60QSPK	20~60	N 60QSPK	2~6	PI 60QSPK	20~60 lbf·in	6.35 (1/4")	174	19.5	7.5	12.5	18.2	9.6	15	0.17
120QSPK	40~120	N 120QSPK	4~12	PI 120QSPK	40~120 "									
230QSPK	70~230	N 230QSPK	7~23	PI 230QSPK	70~230 "	9.53 (3/8")	220	25	12	16				0.25
250QSPK	70~250	N 250QSPK	7~25		"									
450QSPK	100~450	N 450QSPK	10~45	PI 450QSPK	100~450 "		240				25	11.4	20	0.38
500QSPK	100~500	N 500QSPK	10~50		"									
900QSPK	200~900	N 900QSPK	20~90	PI 900QSPK	200~900 "	12.7 (1/2")	340	31	14	19.5	27.5	12.4	21.7	0.64
1000QSPK	200~1000	N 1000QSPK	20~100		"									
1400QSPK	400~1400	N 1400QSPK	40~140	PI 1400QSPK	400~1400 "		380							0.7
1800QSPK	400~1800	N 1800QSPK	40~180	PI 1800QSPK	400~1800 "		463.5	33		23	34	15.4	27.2	1.35
2000QSPK	400~2000	N 2000QSPK	40~200		"									
2800QSPK	600~2800	N 2800QSPK	60~280	PI 2800QSPK	600~2800 "	19.05 (3/4")	664	42	20					2.0
4200QSPK	600~4200	N 4200QSPK	60~420	PF 4200QSPK	110~300 lbf·ft		980	49.5		34	43.5	18	34	4.3